

BIG BEAN

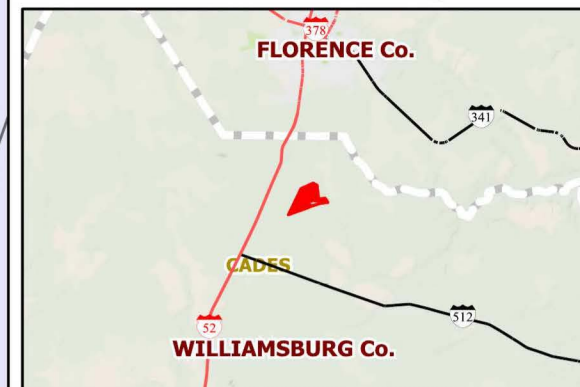
COUNTY: WILLIAMSBURG




STATE: SC

ACRES: 224.8

Map Scale 1 in : 528 ft
Reference Scale 1:6336

American Forest Management Inc.
www.americanforestmanagement.com
(704) 527-6780
sean.mather@afmforest.com



-  AG-LEASED - 190.8 ac.
-  LONG-TERM TIMBERLAND - 22.7 ac.
-  NON-PRODUCTIVE - 11.3 ac.

Compartment - 1				
STAND	DESCRIPTION	LAND_DESC	OPER_DESC	ACRES
1	LBWFPY3L	LONG-TERM TIMBERLAND	6 MONTHS	9.3
2	AGAGYL	AG-LEASED	DRY CROPLAND	190.8
3	HWBLNN4L	LONG-TERM TIMBERLAND	3 MONTHS OR LESS	12.0
4	SHBLNN4L	LONG-TERM TIMBERLAND	3 MONTHS OR LESS	1.4
13	UDFENN1	NON-PRODUCTIVE	NOT OPERABLE	3.6
988	UDYNL	NON-PRODUCTIVE	NOT OPERABLE	7.7
				TOTAL ACRES = 224.8



This product is for informational purposes and may not have been prepared for, or suitable for legal, engineering or survey purposes. Users should review or consult the primary data sources to ascertain the usability of the information.